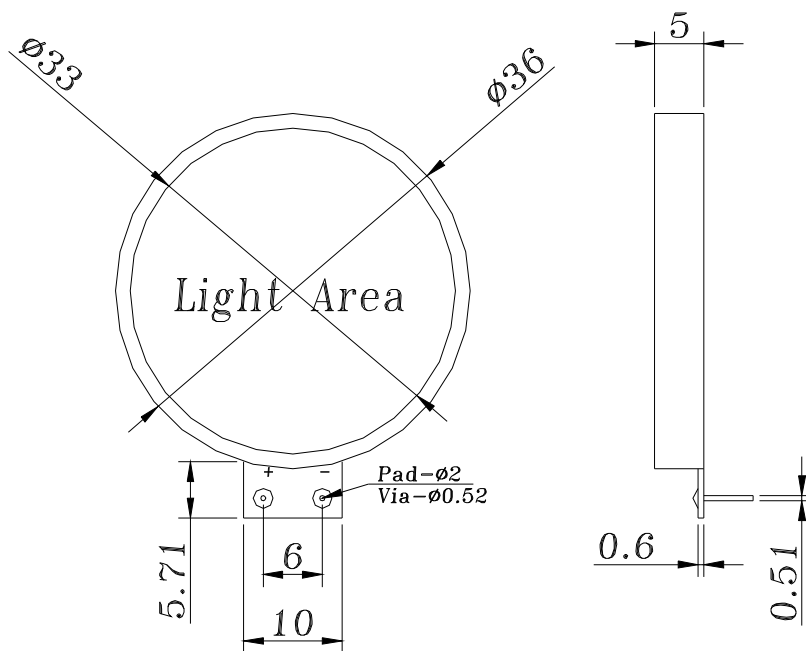
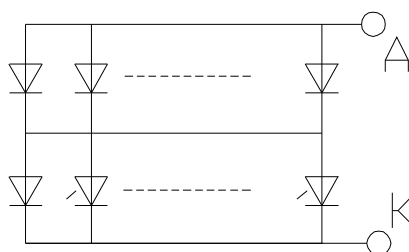


1、 Mechanical Outline(Unspecified Tolerances is: $\pm 0.3\text{mm}$) Color: Blue



2、 Lamp: $2 \times 7 = 14$



3、 Storage & Soldering Conditions:

- I Store with care. Storing the units in bad condition will cause the reflector sheet and decrease it's adhesive power. Storage the products under the condition: temperature ($25^{\circ}\text{C} \pm 10^{\circ}\text{C}$) and humidity ($65^{\circ}\text{CRH} \pm 20^{\circ}\text{CRH}$) our recommendation.
- I The soldering Temperature is $260 \pm 5^{\circ}\text{C}$ and Soldering Time should be less than 3 sec, and soldering iron power should be less than 30W.
- I The soldering point should be farther than 1.6mm from body.

4、ABSOLUTE MAXIMUM RATINGS

(Unless specified, The Ambient temperature Ta=25°C)

Item	Symbol	Condition	Rating	Unit
Absolute maximum forward current	Ifm		210	mA
Peak forward current	Ifp	1 msec Plus 10% Duty Cycle	350	mA
Reverse Voltage	Vr		10	V
Power dissipation	Pd		700	mW
Operating Temperature Range	Topr		-20~+70	°C
Storage Temperature Range	Tstg		-20~+75	°C

5、ELECTRICAL-OPTICAL CHARACTERISTICS

(Unless specified, The Ambient temperature Ta=25°C)

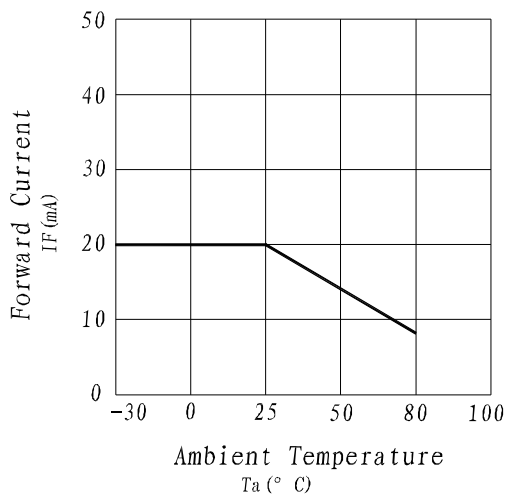
Item	Symbol	Min.	Typ.	Max.	Unit	Condition
Forward Current	If	90	105	120	mA	Vf=3.3V
Forward Voltage	Vf	3.0	3.2	3.6	V	If=105mA
Reverse Current	Ir			140	μA	Vr=10V
Luminance (Without Glass)	Lv		160		cd/m ²	If=105mA
Wavelength	λp	467	470	472	nm	If=105mA

6、STATIC ELECTRICITY AND SURGE

- I Static electricity and surge will damage the LEDs. It is recommended to use a wrist band or anti-electrostatic glove when handling the LEDs.
- I All devices, equipment and machinery must be properly grounded.

7、LED Electrical Characteristics

Forward Current VS. Ambient Temperature



Relative Intensity VS. Ambient Temperature

